

Market Review for April 2024

This is a marketing communication. Please note past performance information does not predict future returns.

MONTHLY REVIEW

In April the Japanese TOPIX and Nikkei 225 indices faced declines, primarily driven by the downturn in U.S. semiconductor stocks and escalating tensions in the Middle East. In particular, the Nikkei 225 experienced a significant drop mid-month, although by the end of the month it had begun to recover as foreign investors increased their cash stock purchases, alongside active retail investor participation. Although the yen's rapid depreciation against the U.S. dollar benefits export stocks, it is speculated that Japan's Ministry of Finance intervened in the currency market. Meanwhile at this month's Monetary Policy Meeting the BOJ announced their intention to maintain the status quo in terms of monetary policy.

TABLE 1. MARKET PERFORMANCE (as of the end of April 2024)

	Index	Return	Year to Date
TOPIX	2,743.17	-0.92%	15.92%
Nikkei 225	38,405.66	-4.86%	14.77%
	Apr-24	Mar-24	End of 2023
USD/JPY*	157.80	151.35	141.04

*Bloomberg's preferred default source of generic FX data

FIGURE 1. TOPIX and USD/JPY

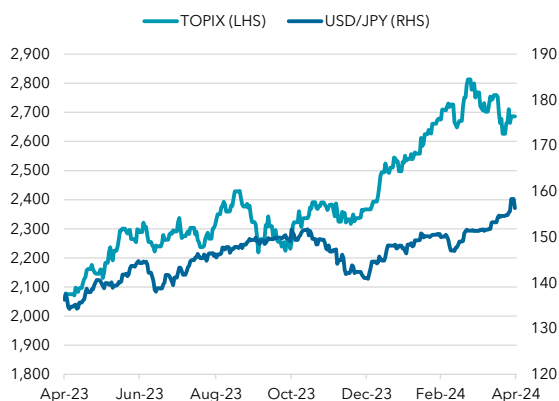


FIGURE 2. GLOBAL EQUITY MARKET MONTHLY PERFORMANCE (as of the end of April 2024, local currency)

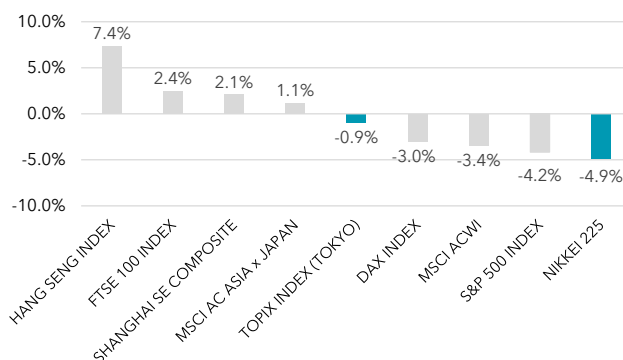


TABLE 2. TOP 5 PERFORMING SECTORS

Sectors	Return
Marine Transportation	8.87%
Nonferrous Metals	8.17%
Wholesale Trade	5.88%
Electric Power & Gas	4.72%
Rubber Products	4.24%

TABLE 3. BOTTOM 5 PERFORMING SECTORS

Sectors	Return
Pulp & Paper	-6.79%
Retail Trade	-6.12%
Air Transportation	-5.41%
Information & Communication	-5.25%
Iron & Steel	-4.12%

TABLE 4. TOP 5 PERFORMING STOCKS*

Name	Ticker	Return
MISUMI	9962 JT Equity	25.08%
NIDEC	6594 JT Equity	20.28%
FUJIKURA	5803 JT Equity	19.75%
SUMITOMO METAL MINING	5713 JT Equity	15.85%
KAO	4452 JT Equity	15.73%

TABLE 5. BOTTOM 5 PERFORMING STOCKS*

Name	Ticker	Return
ADVANTEST	6857 JT Equity	-26.73%
GMO PAYMENT GATE	3769 JT Equity	-23.94%
M3	2413 JT Equity	-20.85%
DISCO	6146 JT Equity	-19.92%
LASERTEC	6920 JT Equity	-17.22%

*Stocks with a market cap of over JPY 500 billion at the beginning of the month

Note. Figures on this sheet are from SuMi TRUST, Bloomberg, NEEDS, MSCI and Nomura (as of April 2024)

FIGURE 3. VALUE-GROWTH SPREAD



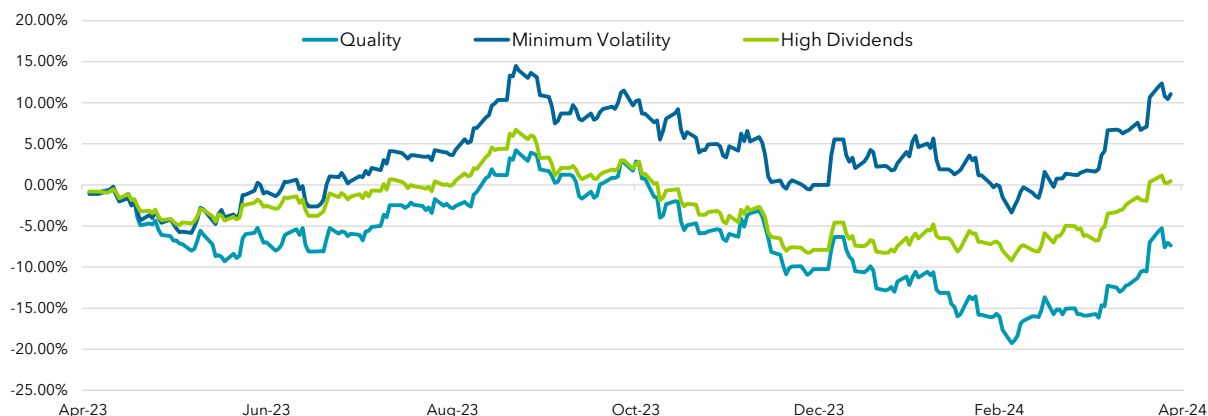
Note: The spread between the Russell/Nomura Value Index and the Growth Index (Positive figure means Value dominant)

FIGURE 4. LARGE-SMALL CAP SPREAD



Note: The spread between the Russell/Nomura Large Cap Index and the Small Cap Index (Positive figure means Large Cap dominant)

FIGURE 5. MSCI JAPAN FACTOR INDEXES SPREAD AGAINST MSCI JAPAN*



*The measurement begins from the end of April 2023, starting from 0%.

FIGURE 6. MONTHLY INVESTMENT ACTIVITIES BY INVESTOR TYPE IN THE JAPANESE EQUITY MARKET**



**Latest month figures are until the 3rd week of the month

Note. Figures on this sheet are from SuMi TRUST, Bloomberg, NEEDS, MSCI and Nomura (as of April 2024)

Disclaimer – UK

This marketing communication is issued by Sumitomo Mitsui Trust International Limited (“SMTI”). SMTI is authorised and regulated by the United Kingdom’s Financial Conduct Authority (the “FCA”), whose address is 12 Endeavour Square, London, E20 1JN, United Kingdom.

This marketing communication has been made available to you only because SMTI has classified you as a professional client in accordance with the FCA’s rules. If you have received this marketing communication from a source other than SMTI, you should contact SMTI before using it or relying on it. You must not send this marketing communication to any other person without first having received written approval from SMTI.

The information contained in this marketing communication (the “Material”) is being made available for information purposes only and is designed to provide information on the investment services which SMTI may offer to clients.

Nothing in the Material amounts to or should be construed as an actual offer by SMTI to provide any investment services to any person. If SMTI agrees to provide any investment services to any person, those services will be the subject of a separate written agreement between SMTI and that person. Furthermore, the Material has not been prepared with any consideration of the individual circumstances of any person to whom it is communicated.

Accordingly, it is not intended to, and does not, constitute a personnel recommendation in relation to the purchase or sale of, or exercise of any rights in relation to, any financial instruments or advice in relation to any investment policy or strategy to be followed. The Material also does not contain the results of any investment research carried out by SMTI and is not intended to amount to a financial promotion of any particular financial instrument which may be referred to in it.

While SMTI uses all reasonable endeavours to ensure the Material is accurate, it has not been prepared with a view to any person relying on it. Accordingly, SMTI accepts no responsibility for any loss caused to any recipient of this document as a result of any error, inaccuracy or incompleteness in the Material, nor for any error in the transmission or receipt of this communication.

Any enquiries regarding the products should be made to:

Hirofumi Hayashi

Head of Investment Management Department

Sumitomo Mitsui Trust International Limited

155 Bishopsgate, London EC2M 3XU, United Kingdom

Direct: +44 (0)20 7562 8405

Email: imd@smtil.com

Sumitomo Mitsui Trust International Limited is authorised and regulated by the Financial Conduct Authority

© Sumitomo Mitsui Trust International Limited 2025