

Sakigake High Alpha - Japan Thematic Growth

FACTSHEET as of the end of November 2024

This is a marketing communication. Please refer to the prospectus of the Fund and to the key information document ("KID") and do not base any final investment decision on this communication alone. Your Capital is at risk. Past performance does not predict future returns. The decision to invest in the Fund should take into account all the characteristics or objective of the Fund as described in its Prospectus. The Fund's return may increase or decrease as a result of changes to investment performance as well as changes to foreign exchange rates.

PORTFOLIO OVERVIEW

The fund aims to generate consistent excess returns against the benchmark over the mid-to-long term. The portfolio invests mainly in mid-to-large cap equities with growth potential which benefit from structural changes in society and industries with a concentrated portfolio. We construct a portfolio by employing two approaches to stock selection: a thematic approach and a bottom-up approach.

Portfolio Manager/Experience	Katsunori Ogawa, CMA*/over 20 years
Benchmark	TOPIX (Total Return, JPY)
Universe	All listed equities in Japan
Investment Method	Theme-driven screening, Bottom-up stock picking
Strategy Inception	January 2013
Inception of the share class**	June 2018
Fund AUM	USD 37.9 million
Bloomberg Ticker (Class B JPY)	SHABJPY LX Equity
SFDR Classification	Classified as an Article 8 fund

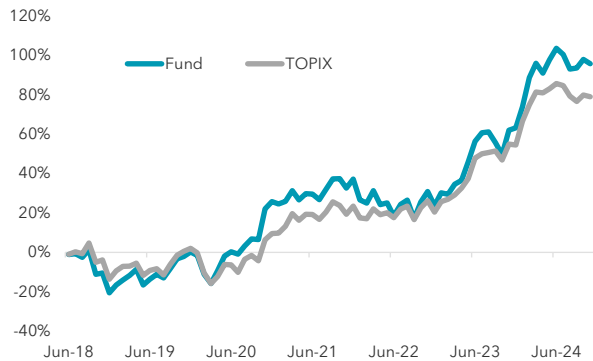
*Certified Member Analyst of the Securities Analysts Association of Japan

**Representative share class

Japan Sakigake High Alpha Fund is Actively Managed: The policy of the Fund is not to track performance against any index. The benchmark is used as a reference for performance measurement only, and not used to determine the composition of the Fund. The Sub-fund has been categorised as an Article 8 fund under the SFDR. The Sub-fund promotes environmental or social characteristics by applying ESG criteria to the portfolio, but does not have as its objective a sustainable investment. The ESG performance of the portfolio being reviewed on a quarterly basis. Further information about the sustainability-related aspects of the Sub-fund is available at <https://eu.sumitrust-am.com/responsible-investment>.

CUMULATIVE PERFORMANCE SINCE INCEPTION

(JPY, Net of fees and expenses)



Note. Performance figure in 2018 is from 22nd June and in 2024 is by the end of November

PERFORMANCE (JPY, Net of fees and expenses)

Note. Performance is calculated from 22nd June 2018.

Performance	Inception Date	One Month	Three Months	Year-to-Date	One Year	Annualised			
						Three Years	Five Years	Ten Years	Since Inception
Fund	June 2018	-1.08%	1.43%	19.94%	20.79%	13.87%	14.86%	-	10.88%
TOPIX		-0.51%	-0.19%	15.80%	15.54%	14.44%	12.22%	-	9.36%

CALENDAR YEAR PERFORMANCE (JPY, Net of fees and expenses)

Note. Performance figure in 2018 is from 22nd June.

Performance	2015	2016	2017	2018	2019	2020	2021	2022	2023	2024
Fund	-	-	-	-20.51%	26.01%	25.50%	9.06%	-9.82%	31.95%	19.94%
TOPIX	-	-	-	-13.66%	18.12%	7.39%	12.74%	-2.45%	28.26%	15.80%

KEY RISKS

- The price of the Units can go down as well as up. An investor may not get back the amount they have invested. Investors in the Fund should have the ability to bear losses up to the amount they have invested.
- What you will get from this product depends on future market performance. Market developments in the future are uncertain and cannot be accurately predicted.
- The product does not include any protection from future market performance so you could lose some or all of your investment. The recommended holding period is at least 5 years.
- Please refer to the Prospectus and KID documents for full details.


RISK RETURN CHARACTERISTICS SINCE INCEPTION

Annualised Return	10.88%
Annualised Standard Deviation	16.79%
Sharpe Ratio ^{*1}	0.65
Annualised Excess Return ^{*2}	1.52%
Tracking Error (ex-post) ^{*2}	5.94%
Information Ratio ^{*2}	0.26
Beta (ex-post) ^{*2}	1.11
Upside Market Capture ^{*2}	117.00
Downside Market Capture ^{*2}	110.08

*1 Risk-free rate is assumed as 0.0% when calculating Sharpe Ratio.

*2 The figures are calculated against TOPIX.

SUMMARY RISK INDICATOR (SRI)



The summary risk indicator is a guide to the level of risk of this product compared to other products. It shows how likely it is that the product will lose money because of movements in the markets or because we are not able to pay you. Please refer to the KID for full details.

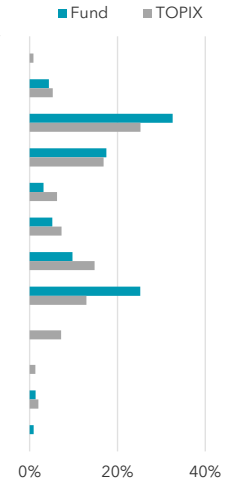
TOP 10 HOLDINGS

Ticker	Name	GICS Sectors	Weight
5344 JP	MARUWA	Information Technology	5.71%
8306 JP	MITSUBISHI UFJ FINANCIAL GROUP	Financials	4.67%
3099 JP	ISETAN MITSUKOSHI HOLDINGS	Consumer Discretionary	4.26%
8316 JP	SUMITOMO MITSUI FINANCIAL GROUP	Financials	4.25%
7011 JP	MITSUBISHI HEAVY INDUSTRIES	Industrials	4.15%
6501 JP	HITACHI	Industrials	4.14%
6098 JP	RECRUIT HOLDINGS	Industrials	4.06%
7012 JP	KAWASAKI HEAVY INDUSTRIES	Industrials	3.87%
6758 JP	SONY GROUP	Consumer Discretionary	3.76%
4063 JP	SHIN-ETSU CHEMICAL	Materials	3.43%
Top 10 holdings total			42.31%

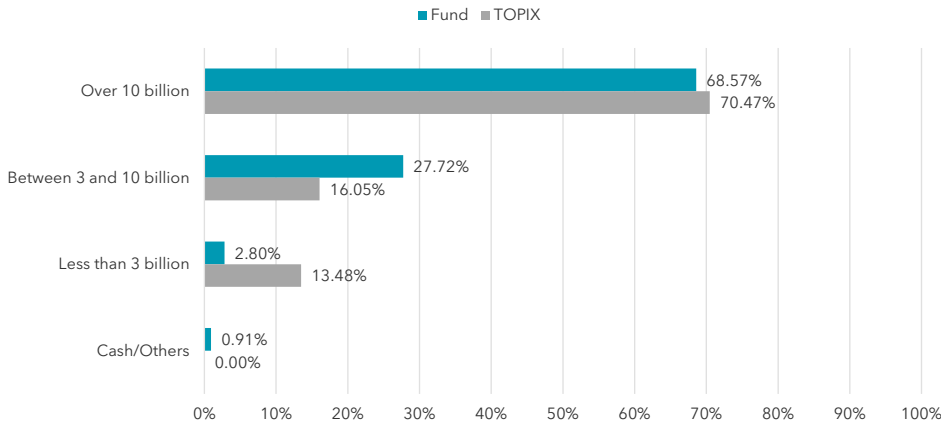
Weightings of individual stocks are calculated excluding cash.

WEIGHT BY GICS SECTOR

GICS Sectors	Fund	TOPIX
Energy	0.00%	0.88%
Materials	4.40%	5.29%
Industrials	32.59%	25.27%
Consumer Discretionary	17.47%	16.83%
Consumer Staples	3.17%	6.26%
Health Care	5.17%	7.29%
Financials	9.75%	14.79%
Information Technology	25.17%	12.92%
Communication Services	0.00%	7.19%
Utilities	0.00%	1.32%
Real Estate	1.36%	1.97%
Cash/Others	0.91%	0.00%



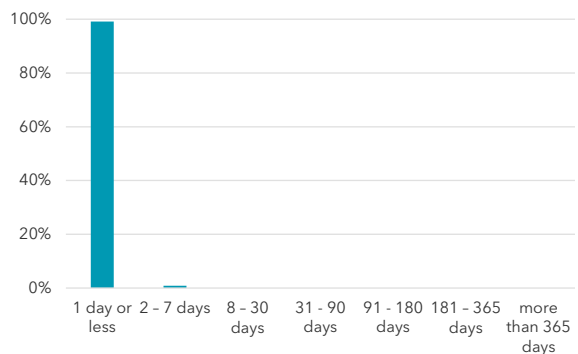
WEIGHT BY MARKET CAP (USD)



PORTFOLIO CHARACTERISTICS

Portfolio Characteristics	Fund	TOPIX
Number of Holdings	48	2,130
Dividend Yield	1.92%	2.77%
Price to Earnings	19.51	15.65
Price to Cash Flow	13.48	9.35
Price to Book	2.01	1.32
Price to Sales	1.50	0.94
Return on Equity	11.94%	11.15%
Debt Equity Ratio	0.65	0.82

LIQUIDITY ANALYSIS



Portfolio liquidation with 30% of daily average trading volume for the past 3 months. The figures are calculated based on strategy AUM.

Note. Figures on this sheet are from SuMi TRUST AM, Bloomberg, NEEDS, MSCI and TSE (as of the end of November 2024)

FUND INFORMATION

Fund name ("Fund" - "Sub-fund")	SuMi TRUST Investment Funds (Luxembourg) - Sakigake High Alpha Japan Thematic Growth
Domicile	Luxembourg
Investment vehicle	UCITS, FCP
Management company	FundRock Management Company S.A.
Investment manager	Sumitomo Mitsui Trust Asset Management Co., Ltd.
Global distributor	Sumitomo Mitsui Trust International Limited
Administrator	Brown Brothers Harriman (Luxembourg) S.C.A.
Depository	Brown Brothers Harriman (Luxembourg) S.C.A.
Auditors	Deloitte Audit Sàrl

For the avoidance of doubt, if you make a decision to invest, you will be buying units in the Fund and will not be investing directly in the underlying assets of the Fund. The Fund's returns may increase or decrease as a result of changes to investment performance as well as foreign exchange rates.

Class	Available Currency	Min Initial Investment
Class A	JPY, USD, EUR, GBP, USD/EUR/GBP Hedged	JPY 1 million / other currencies 10,000
Class B	JPY, USD, EUR, USD/EUR/GBP Hedged	JPY 1 million / other currencies 10,000
Class C	USD Hedged	JPY 1 million / other currencies 10,000
Retail Class	JPY, USD, USD Hedged	No minimum initial subscription

FEES & CHARGES

Entry Fee	Up to 3% (up to 5% for Retail Class)							
Exit Fee	None (up to 1% for Retail Class)							
Ongoing Charges*	Share class / Currency	JPY	USD	EUR	GBP	USD Hedged	EUR Hedged	GBP Hedged
(Charges taken from the Fund over a year)	Class A	2.02%	NA	2.02%	NA	2.00%	NA	NA
	Class B	1.72%	2.02%	1.72%	NA	1.71%	NA	NA
	Class C	NA	NA	NA	NA	NA	NA	NA
	Retail Class	1.84%	1.84%	NA	NA	1.89%	NA	NA
	RDR Class	NA	NA	NA	NA	NA	NA	NA
Collective fees	Class A / 0.70%, Class B / 0.40%, Class C / 1.55%, Retail Class / 1.30%, RDR Class / 0.70%							

(part of Ongoing Charges, combined Investment Management Fee and Distribution Fee)

*As of 16th February 2024. Fund charges will be incurred in multiple currencies, meaning that payments may increase or decrease as a result of changes to investment performance as well as foreign exchange rates. All charges will be paid out by the Fund, which will have an impact on the overall return of the Fund. The on-going charges are the fees the Fund charges to investors to cover the costs of running the Fund. Additional costs, including transaction fees, will also be incurred.

SHARE CLASS INFORMATION

Class	ISIN	Bloomberg ticker	Class	ISIN	Bloomberg ticker
A JPY	LU1824452665	SHAAJPY LX Equity	B USD Hedged	LU1824453044	SHABUSH LX Equity
A USD	LU1850120426	NA	B EUR Hedged	LU1824453127	SHABEUH LX Equity
A EUR	LU2869552583	NA	B GBP Hedged	LU1850120772	SHABGBP LX Equity
A USD Hedged	LU1850120699	SHAAUSH LX Equity	C USD Hedged	LU1824453390	SHACUSH LX Equity
A EUR Hedged	LU1850120004	NA	Retail JPY	LU2380761531	NA
A GBP Hedged	LU1850120269	NA	Retail USD	LU2380761614	NA
B JPY	LU1824452749	SHABJPY LX Equity	Retail USD Hedged	LU2380761705	NA
B USD	LU1824452822	SHABUSD LX Equity			
B EUR	LU2869555842	NA			

PERFORMANCE FOR EACH CLASS (only for active share class, net of fees and ex Note. Performance of the retail classes are calculated from 29th August 2024.

Class	Inception Date	One Month	Three Months	Year-to-Date	One Year	Annualised			
						Three Years	Five Years	Ten Years	Since Inception
A JPY	June 2018	-1.10%	1.35%	19.61%	20.43%	13.53%	14.66%	-	10.55%
A USD Hedged	July 2021	-0.87%	2.16%	23.07%	24.44%	16.92%	-	-	15.68%
B JPY	June 2018	-1.08%	1.43%	19.94%	20.79%	13.87%	14.86%	-	10.88%
B USD Hedged	June 2018	-0.84%	2.24%	23.40%	24.80%	17.38%	17.12%	-	13.07%
B USD	February 2024	0.68%	-1.79%	4.94%	-	-	-	-	-
Retail JPY	August 2024	-1.15%	1.20%	2.42%	-	-	-	-	-
Retail USD	August 2024	0.61%	-2.01%	-1.42%	-	-	-	-	-
Retail USD Hedged	August 2024	-0.98%	2.15%	3.45%	-	-	-	-	-

CALENDAR YEAR PERFORMANCE FOR EACH CLASS (only for active share class, net of fees and ex Note. Performance of the retail classes are calculated from 29th August 2024.

Class	2015	2016	2017	2018	2019	2020	2021	2022	2023	2024
A JPY	-	-	-	-20.63%	25.63%	25.13%	8.74%	-10.09%	31.55%	19.61%
A USD Hedged	-	-	-	-	-	-	6.45%	-8.31%	36.92%	23.07%
B JPY	-	-	-	-20.51%	26.01%	25.50%	9.06%	-9.82%	31.95%	19.94%
B USD Hedged	-	-	-	-19.69%	28.73%	26.20%	9.00%	-8.04%	37.65%	23.40%
B USD	-	-	-	-	-	-	-	-	-	4.94%
Retail JPY	-	-	-	-	-	-	-	-	-	2.42%
Retail USD	-	-	-	-	-	-	-	-	-	-1.42%
Retail USD Hedged	-	-	-	-	-	-	-	-	-	3.45%

Note. Figures on this sheet are from SuMi TRUST AM, Bloomberg, NEEDS, MSCI and TSE (as of the end of November 2024)

Disclaimer – UK

This is a marketing communication. This marketing communication is issued by Sumitomo Mitsui Trust International Limited (“SMTI”). This is not a contractually binding document. Please refer to the prospectus of the Fund and to the key investor information document (“KIID”) and do not base any final investment decision on this communication alone.

You should note that a KIID is available and that a prospectus with further detailed information on the Fund exists. The relevant articles of association, prospectus (in English), supplement and KIID (available in English) are available free of charge by clicking on: <https://uk.sumitrust-am.com/funds>. You may request the latest annual/semi-annual report (as applicable), and KIIDs in your local language (where available). Please refer to the prospectus of the Fund before making any financial investment decisions. A summary of your investor rights is available in English by clicking here:

https://uk.sumitrust-am.com/sites/default/files/2022-02/ucits_investor_rights_summary.pdf.

If the management company decided to terminate its arrangement for marketing the Fund in any EEA country where it is registered for sale, it will do so in accordance with the relevant UCITS rules.

SMTI is authorised and regulated by the United Kingdom’s Financial Conduct Authority (the “FCA”), whose address is 12 Endeavour Square, London, E20 1JN, United Kingdom. This marketing communication has been made available to you only because SMTI has classified you as a professional client in accordance with the FCA’s rules. If you have received this marketing communication from a source other than SMTI, you should contact SMTI before using it or relying on it. You must not send this marketing communication to any other person without first having received written approval from SMTI. The information contained in this marketing communication (the “Material”) is being made available for information purposes only and is designed to provide information on the investment services which SMTI may offer to clients. Nothing in the Material amounts to or should be construed as an actual offer by SMTI to provide any investment services to any person. If SMTI agrees to provide any investment services to any person, those services will be the subject of a separate written agreement between SMTI and that person. Furthermore, the Material has not been prepared with any consideration of the individual circumstances of any person to whom it is communicated. Accordingly, it is not intended to, and does not, constitute a personnel recommendation in relation to the purchase or sale of, or exercise of any rights in relation to, any financial instruments or advice in relation to any investment policy or strategy to be followed. The Material also does not contain the results of any investment research carried out by SMTI and is not intended to amount to a financial promotion of any particular financial instrument which may be referred to in it. While SMTI uses all reasonable

endeavours to ensure the Material is accurate, it has not been prepared with a view to any person relying on it. Accordingly, SMTI accepts no responsibility for any loss caused to any recipient of this document as a result of any error, inaccuracy or incompleteness in the Material, nor for any error in the transmission or receipt of this communication. Any future returns will be subject to tax, depending on the personal tax situation of each investor, which may change over time.

Any enquiries regarding the products should be made to:

Hirofumi Hayashi

Head of Investment Management Department

Sumitomo Mitsui Trust International Limited

155 Bishopsgate, London EC2M 3XU, United Kingdom

Direct: +44 (0)20 7562 8405

Email: imd@smtil.com

Sumitomo Mitsui Trust International Limited is authorised and regulated by the Financial Conduct Authority

© Sumitomo Mitsui Trust International Limited 2024